

DAY:- MONDAY.

CLASS - III

DATE:-20/4/20

Subject :- English

To see video follow the link :- <https://youtu.be/ZNMp6S1jabY>

Serial No. .... Date

20.4.20 ASSIGNMENT Page-0  
CLASS- III  
SUB - ENGLISH

Poem: WHO ATE MY CHEESE ?

I thought I'd make a sandwich  
of bread and milky cheese.  
But I could not find a bit of cheese.  
would someone help me please?

Mommy Cow, she rang her bell,  
She knew just what to do.  
She asked the little Puppy-Dog,  
with a loud and playful Moo!

Puppy-Dog, he laughed, Bow-wow!  
and ran to Kitty-Lot  
she knew who took my bit of cheese  
well, what do you think of that?

She gave a loud MEOW!  
and ran out of the house.  
"I ate your little bit of cheese!"  
SQUEAKED Little MISTER MOUSE!

NOTE: Read it and learn it by heart.  
• not to be written in fair note-book.

20.4.2020

Poem: Who ate my cheese?

I Q/Ans.

- (i) What is the name of the poem?
- (ii) What is the name of the poet?
- (iii) What did the boy want to make?
- (iv) Who ran after Kitty cat?
- (v) Who ate cheese?

Note: Do this work in English fair notebook.



Subject :- Maths

# ROMAN NUMERALS CHART

## 1 TO 100

1	I	21	XXI	41	XLI	61	LXI	81	LXXXI
2	II	22	XXII	42	XLII	62	LXII	82	LXXXII
3	III	23	XXIII	43	XLIII	63	LXIII	83	LXXXIII
4	IV	24	XXIV	44	XLIV	64	LXIV	84	LXXXIV
5	V	25	XXV	45	XLV	65	LXV	85	LXXXV
6	VI	26	XXVI	46	XLVI	66	LXVI	86	LXXXVI
7	VII	27	XXVII	47	XLVII	67	LXVII	87	LXXXVII
8	VIII	28	XXVIII	48	XLVIII	68	LXVIII	88	LXXXVIII
9	IX	29	XXIX	49	XLIX	69	LXIX	89	LXXXIX
10	X	30	XXX	50	L	70	LXX	90	XC
11	XI	31	XXXI	51	LI	71	LXXI	91	XCI
12	XII	32	XXXII	52	LII	72	LXXII	92	XCII
13	XIII	33	XXXIII	53	LIII	73	LXXIII	93	XCIII
14	XIV	34	XXXIV	54	LIV	74	LXXIV	94	XCIV
15	XV	35	XXXV	55	LV	75	LXXV	95	XCV
16	XVI	36	XXXVI	56	LVI	76	LXXVI	96	XCVI
17	XVII	37	XXXVII	57	LVII	77	LXXVII	97	XCVII
18	XVIII	38	XXXVIII	58	LVIII	78	LXXVIII	98	XCVIII
19	XIX	39	XXXIX	59	LIX	79	LXXIX	99	XCIX
20	XX	40	XL	60	LX	80	LXXX	100	C

Class III

Date 20.4.20

I Learn and write Roman numerals  
and Hindu Arabic no's from 1 to 100

II Learn tables of 12 and 13



Scanned with CamScanner

# Subject :- Science

## LESSON - 6

### PARTS OF PLANT

To see the video follow the link :-

<https://youtu.be/DKzhg8XnRNQ>

Plants need food, air and water to live and grow

Plants are living things.

DIFFERENCES BETWEEN LIVING AND NON- LIVING THINGS	
Living things	Non-Living things
▶ Living things Grow	▶ Non-Living things do not Grow
▶ Living things breathe	▶ Non Living things do not breathe
▶ Living things need food	▶ Non-Living things do not eat foods
▶ Living things move	▶ Non-Living things do not move
▶ Living things feel	▶ Non-Living things do not feel
▶ Living things reproduce	▶ Non-Living things do not reproduce

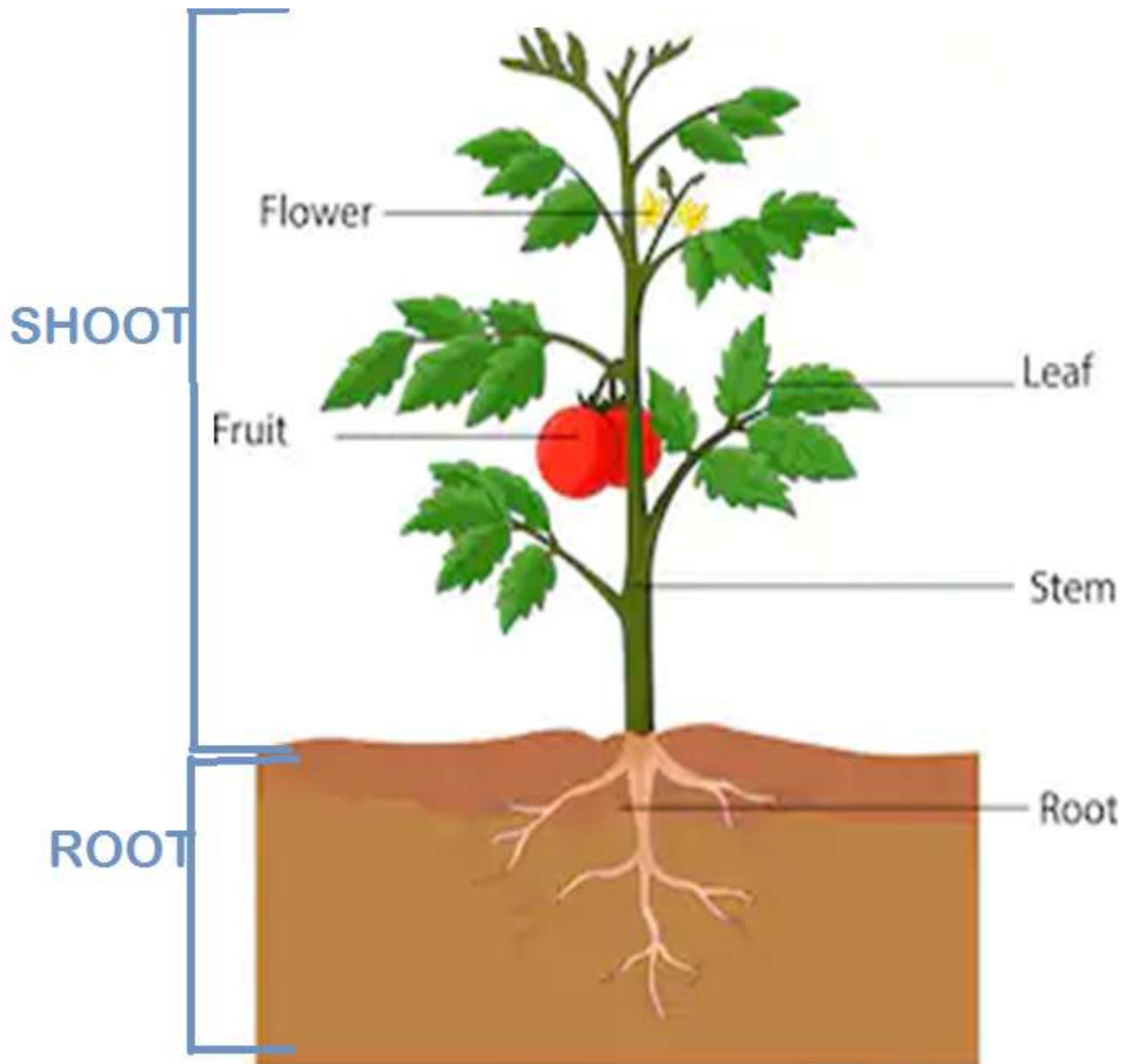
### PLANTS

1. Prepare their own food
2. Breathe through stomata
3. Donot move from one place to other
4. Donot have sense organs
5. Reproduce from seeds and other parts like stem,root, leaf etc.

### ANIMALS

1. Get food from plants and other animals
2. Breathe through lungs
3. Move from one place to other
4. Have sense organs to feel
5. Reproduce by laying eggs or giving birth to babies

## PARTS OF PLANT



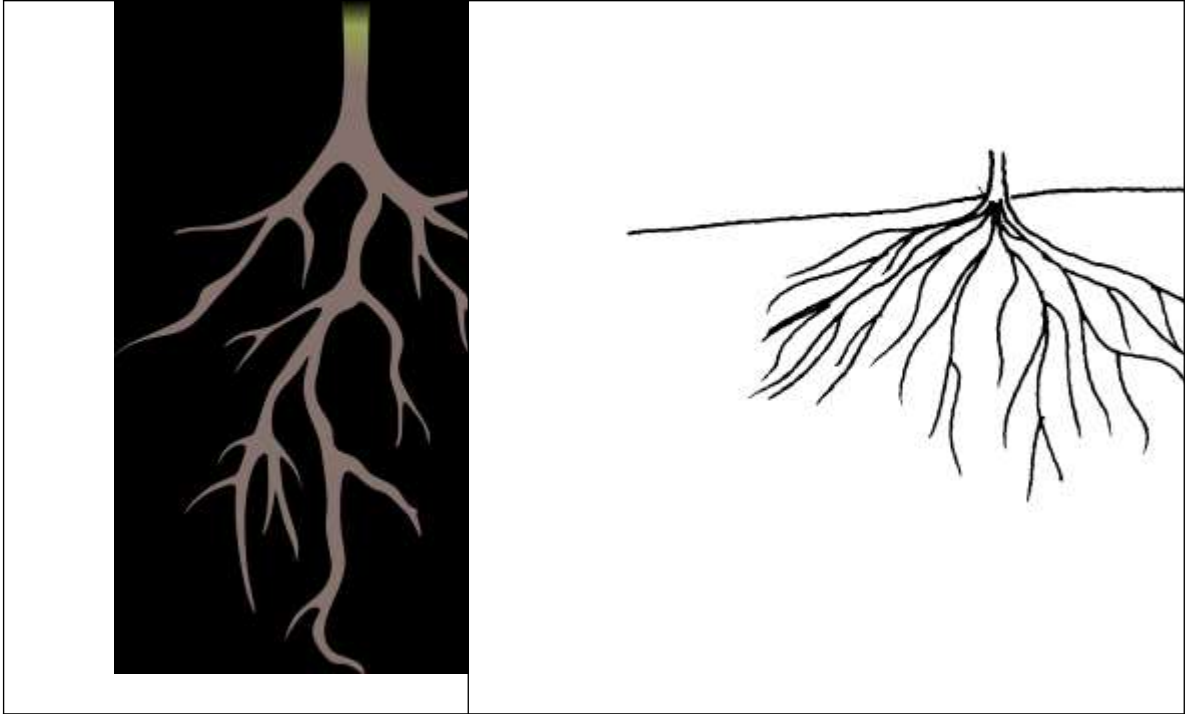
ROOTS :: The Part of Plant that remains under the ground is called a ROOT.

Types: 1. Tap Root

2. Fibrous Root

Differences :

TAP ROOT	FIBROUS ROOT
1. A main thick root grows from the end of stem.	No main root is there
2. Many small side roots grow from the main root.	2. A Number of thin roots grow from the end of stem.
3. It goes deep in the ground.	3. It does not grow as deep as tap root goes
4. Eg. Pea, mustard, carrot etc.	4. eg. Grass, onion, rice etc.



## Functions of root

- 1) absorption of water and nutrients,
- 2) holding the plant body tightly to the ground, and support it,
- 3) storage of food eg. Carrot, radish, turnip, sweet potato
- 4) trans locating water and minerals to the stem.



## ASSIGNMENT

Q1. What do plants need to live and grow?

Q2. Name 3 plants having tap roots.

Q3. Draw neat, coloured and well labelled diagram of:

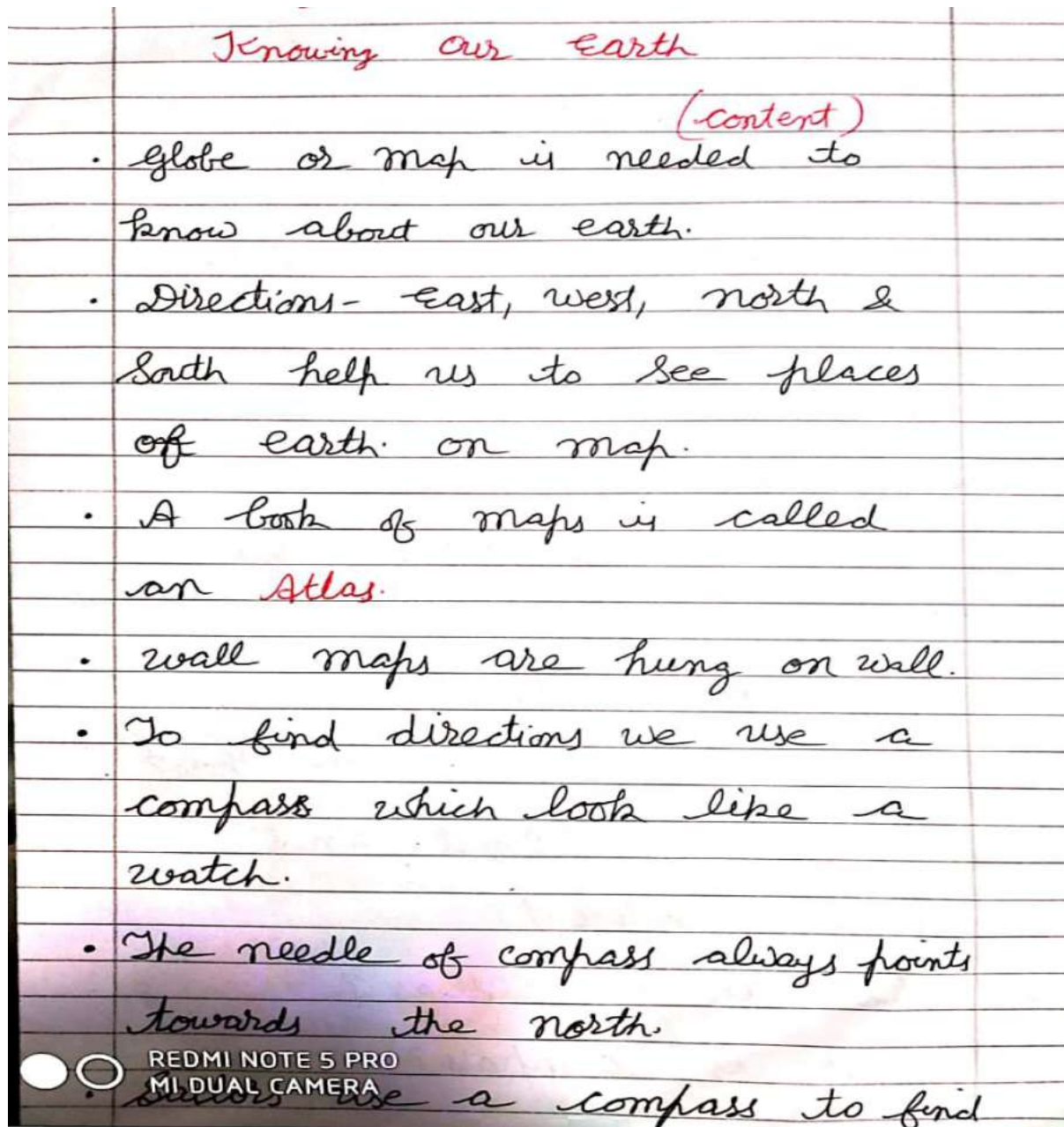
a). parts of plant.

b). tap root

c). Fibrous root

## Subject :- SST

- To see the video follow the link :-  
<https://youtu.be/cQW9o2YRSls>



(2)

their way in the huge and deep ocean.

- compass is an instrument used to find directions.
- We live in the continent of Asia which is the largest continent.
- Australia is the smallest continent.
- India is a part of Asia.

### Assignment 5

1. what are continents?
  2. How many continents are there?
  3. which is the largest and smallest continent?
  4. what is an Atlas?
- compass?



REDMI NOTE 5 PRO  
MI DUAL CAMERA

(3)

NOTE 1-

- Do your work in good handwriting.
- Do the answers in full sentence.
- Learn side by side

Today's assignment is  
as per the content given  
on 15.4.20.

TAKE CARE

STAY AT HOME



REDMI NOTE 5 PRO  
MI DUAL CAMERA