

SUBJECT : ENGLISH PART-I

Topic - Plurals (One to many)

Add 's'

★ We add -s to a naming word to show more than one or many.

One	Many
one window	two windows
one star	many stars
one baby	three babies
one frog	two frogs

- 1) boy - boys
- 2) girl - girls
- 3) book - books
- 4) table - tables
- 5) chair - chairs
- 6) toy - toys
- 7) bird - birds
- 8) pen - pens
- 9) cat - cats
- 10) colour - colours

★ Read the poem (attached) and answer the questions + fill in the blanks.

# One and More Than One



## Let's Get Started

Read this poem.

Come to the window,  
My baby, with me,  
And look at the *stars*  
That shine on the sea!

There are eleven little *stars*  
That play bo-peep  
With four little *reindeers*  
Far up in the sky.

And two little *frogs*  
Cry, 'Neap, neap, neap,'  
I see a dear baby  
That should be asleep!



Now, answer these questions in two words.

1. How many stars are there in the picture?
2. How many little reindeers are there in the sky?
3. How many frogs are there in the poem?
4. How many babies are there in the poem?

---

---

---

---











# ENG-PART 3

Naming words can be names of one or more than one person, place, animal or thing.



We add -s to a naming word to show more than one or *many*.

**A** Fill in the blanks by adding -s to the naming words.

One	Many
1. one frog 	a. three <u>frogs</u> 
2. one lion 	b. two _____ 
3. one car 	c. four _____ 
4. one parrot 	d. seven _____ 
5. one banana 	g. five _____ 

DATE : 09-APRIL-20

SUBJECT : MATHS

class I

ASSIGNMENT  
NO. 4

Page No. 4  
Date: 9/4/2020

Counting 601 - 650

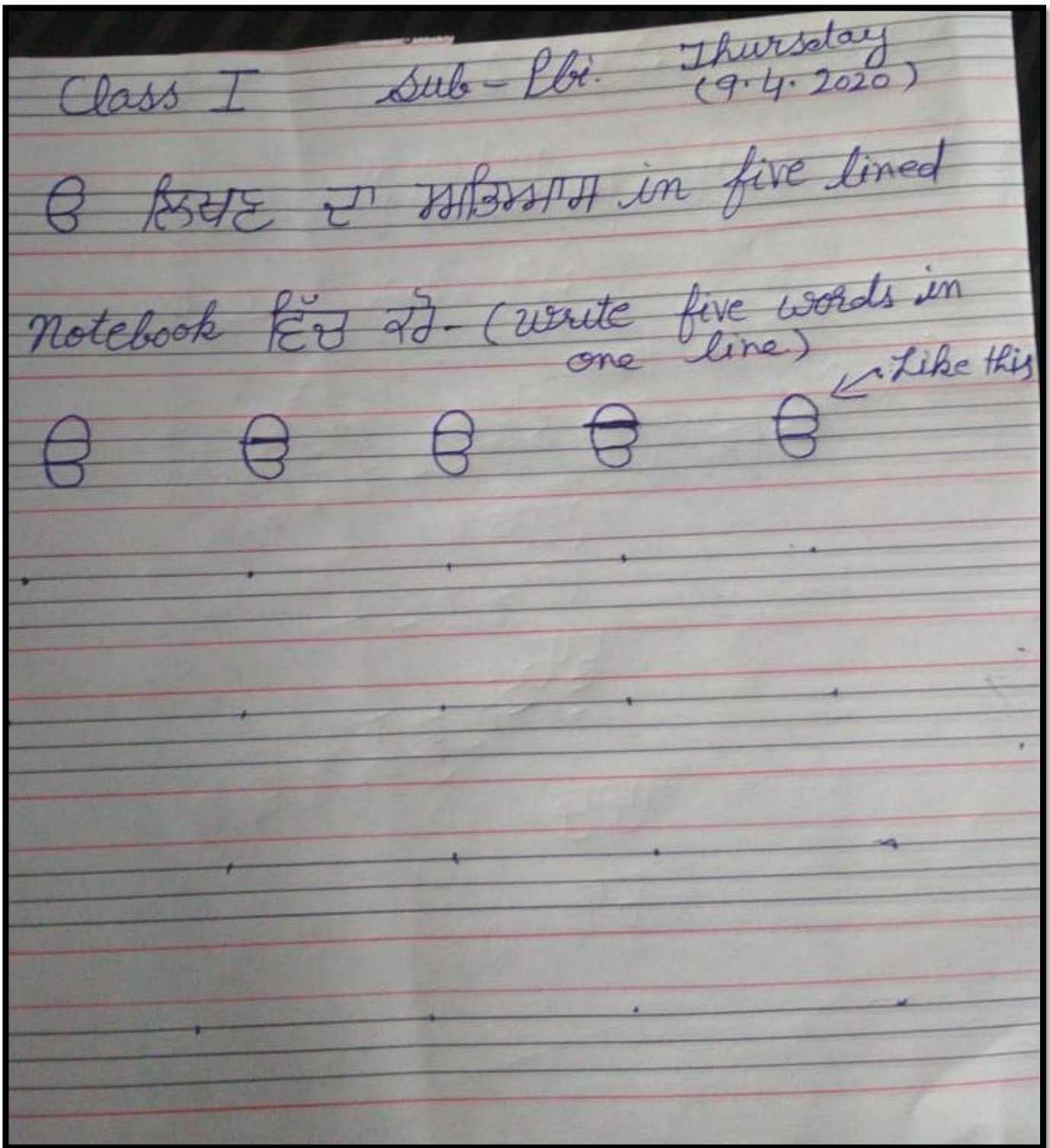
• 6 0 1 • 6 1 1 • 6 2 1

H.W. Do count. 601-650 in fair notebook.  
and learn table of 0 and 1.

# Note:- Follow the given format for rest  
of the counting and leave one box after  
every line of counting.

DATE : 09-APRIL-20

SUBJECT : PUNJABI



Watch the video by clicking on given link : To learn Gurmukhi letters

<https://youtu.be/QAyzrnsJCuI>