

*Home
Assignment
Class IV
14 - 08 - 2020
(Friday)*

Sub: ENGLISH

Date : 14 August 2020
Day : Friday

Class : IV
Subject : English.

Watch the attached video and write Paragraph "How I celebrated Rakshabandhan this year."

Answer Key of the test conducted on 13 Aug 2020.

1. Uncle Anand had come to look after Mini and Vijay because their parents had gone out of town.
2. Yes, the children took a longer route to school because they followed the same route that was taken by their bus. They knew only that route.
3. Yes, the speaker was worried because he had (a) missed his school bus. He had a football match that day so he did not want to miss the school.
- 3(b) Later he ran back home and requested Uncle Anand to drop them to school.
- 4(i) not, knot (ii) sight, write (iii) tail, tale (iv) knight, night.

Visit the following link

https://www.youtube.com/watch?v=2Px-j_4O1QY&feature=youtu.be

Sub: GK

Date: 14 August 2020
Day: Friday

Class: IV
Subject: GK.

Chapter 15. Famous Tales.

Watch the attached video and solve Chapter 15 in GK book.

Visit the following link

https://www.youtube.com/watch?v=r_LkVuOcrFg&feature=youtu.be








Sub: COMPUTER

Chap 3

Creating Files and Folders

Operating system (OS) is the system software that is loaded into the computer system to make it work. It is an interface between the user and computer hardware.

Various examples of operating systems are:

-  *DOS (Disk operating System)*
-  *Windows*
-  *MacOS*
-  *Linux*
-  *Unix*
-  *Android*
-  *IOS*

Window is the most commonly used, GUI (Graphical User Interface) based operating system.

Desktop: When you switch on the computer, the first graphical screen that appears is called Desktop.

Icons: Small pictures on desktop that represent some files, folders or programs.

Windows operating system allows you to arrange your work in the form of files and folders

FILES

A file is collection of data in the form of text, pictures, music or videos.

Each file is identified by a name.

FOLDERS

A folder is collection of files and subfolders.

WINDOWS EXPLORER

Windows explorer is a program that lets you manage your files and folder efficiently. It allows you to view, create, copy, move, rename, delete and search files and folders.

Steps to start Window Explorer

- 1) Click on Start button
- 2) Click on All Programs
- 3) Click on Accessories
- 4) Click on Windows Explorer

Parts of Windows Explorer window

Navigation Pane: It is the left pane that displays a list of drives and folders.

File List Pane: It is the right pane that displays the contents of the folder that has been selected in left pane.

Address Bar: It displays the complete path of the selected file or folder.

Search box: It helps to search file or folder in the current folder.

Toolbar: It provides buttons for commonly used tasks.

Back Button: It lets you go back to the previously opened folder.

Forward Button: It lets you go to current folder.

View Button: It has various options for viewing the files in the File List pane such as:

- ⌘ *Extra Large Icons*
- ⌘ *Large Icons*
- ⌘ *Medium Icons*
- ⌘ *Small Icons*
- ⌘ *List*
- ⌘ *Details*
- ⌘ *Tiles*
- ⌘ *Content*

Visit the following link

<https://www.youtube.com/watch?v=OnQmTgoe3qk>

Practice Questions:

**NOTE: Do these question answers in rough copy only.
(NOT IN FAIR COPY)**

1. Give full form of:
 - a. OS: _____
 - b. GUI: _____
2. Define file and folder
3. What is windows explorer?
4. Write steps to start windows explorer.
5. Name the various parts of windows explorer window.
6. Name the various options of view button in windows explorer window.
7. Which pane displays the list of files and folders?
8. Which pane displays the contents of selected folder?
9. Which part of displays the complete path of selected file or folder?
10. What do we call the first screen that appears when we start computer?
11. What do we call the small pictures on desktop?